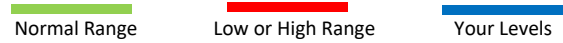




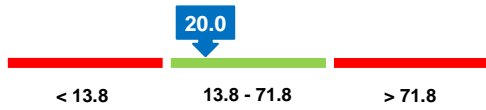
# FERTILITY TEST REPORT

<b>Patient Name</b> Jane Doe	<b>Patient ID</b> JD700301	Non-smoker
<b>DOB</b> 3/1/1970 (49 yrs.)	<b>Report Date and Time</b> 5/23/2018 16:00	<b>BMI</b> 18.9 <b>Waist</b> 29 in
<b>Gender</b> F	<b>Received Date and Time</b> 5/16/2018 14:00	<b>Medications</b> Vitamin Supplements
<b>Systolic blood pressure</b> Unspecified	<b>Specimen Collection Date and Time</b> Blood Spot 4/30/2018 9:30 (day 3) 5/13/2018 9:30 (day14)	
<b>Menopausal Status</b> Premenopausal Regular 28-day cycle	<b>Hours of Fasting</b> Not indicated	<b>Provider ID:</b> 0000 Doctor T 17387 63rd Ave Lake Oswego, OR 97035 <b>Ph:</b> xxx-xxx-xxxx
	<b>Family History of</b> Heart Disease Yes Diabetes No Cancer No	


## YOUR TEST RESULTS



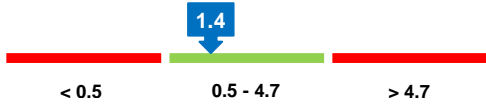
LH (mIU/ml) day14



FSH (mIU/ml) day3



TSH (µIU/ml)



# What do your hormone results mean?

## **Luteinizing Hormone (LH)**

LH is a hormone produced by pituitary gland and helps the reproductive system in both men and women. It plays a role in puberty, menstruation and fertility. In women, LH levels change with age and throughout the menstrual cycle. It also changes with pregnancy. Increased LH levels during the menstrual cycle indicate onset of ovulation within one or two days. LH levels normally rise after menopause indicating that the ovaries are no longer functioning.

In women, increased levels of LH may indicate primary ovarian failure. Low levels of LH may indicate secondary ovarian failure.

## **Follicle Stimulating Hormone (FSH)**

FSH helps the reproductive system both in men and women. In women, it is responsible for growth of ovarian follicles, which produce estrogens and progesterone to maintain a normal menstrual cycle. In men, FSH is involved development of gonads and sperm production.

In women, high FSH levels may indicate a loss of ovarian function, menopause, polycystic ovarian syndrome (PCOS) or chromosomal abnormality such as Turner's syndrome. An increase in FSH may also indicate decline in fertility. Low FSH levels may indicate a woman not producing eggs.

## **Thyroid-Stimulating Hormone**

In primary hypothyroidism, thyroid-stimulating hormone (TSH) levels are elevated. In primary hyperthyroidism, TSH levels are low. The ability to quantitate circulating levels of TSH is important in evaluating thyroid function. It is especially useful in the differential diagnosis of primary (thyroid) from secondary (pituitary) and tertiary (hypothalamus) hypothyroidism. In primary hypothyroidism, TSH levels are significantly elevated, while in secondary and tertiary hypothyroidism, TSH levels are low or normal.

Elevated or low TSH in the context of normal free thyroxine is often referred to as subclinical hypo- or hyperthyroidism, respectively.